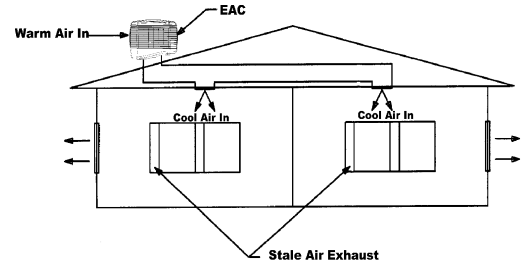


FREQUENTLY ASKED QUESTIONS

Why windows and doors need to be open for evaporative air conditioning to work.

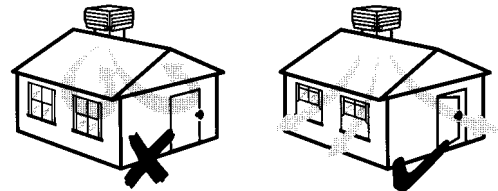
Evaporative air conditioning being a natural method of cooling relies on changing the air in the home to provide cooling.

This change of air method simply means that the cool air coming into the home from the evaporative air conditioner, picks up heat from inside the home and the air is then expelled or relieved out of an open door or window, hence changing of the air.

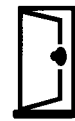


How much relief area is needed?

The minimum relief or exhaust opening should be as per the table guide set out below. If windows or doors cannot be left open, it is recommended that ceiling vents or exhaust fans be used to expel the warm air and give an air change. The exhaust fans or ceiling vents should have a capacity equivalent to that of the air conditioner. In basic terms, each room with a outlet or vent should have a window open approximately 100mm, but this will vary on the room size and the amount of air being delivered into this room.



Vent Area for Doors and Windows


 0.5m²

 1.5m²

 0.75m²

 0.5m²

Troubleshooting with relief air.

On occasions you may find the prevailing winds would suggest that a certain window or door not be opened as this may let in more hot air than the cool air coming from the outlet. Close this window or door but ensure an opposing window or door is open.

If you find that there is a moisture or condensation build up in the room or the home, this would suggest that the relief openings may not be sufficient and you should open the relief area more.

Domestic EAC Units

MODEL	MINIMUM EXHAUST AREA
Small	0.85 m ²
Medium	1.19 m ² to 1.48 m ²
Large	2.02 m ²